


ID ANT40/30 / ID ANT100/100

HF-ANTENNAS FOR RFID PROXIMITY READER

- RFID antenna – Impedance: 50 Ω
- Frequency: 13.56 MHz
- Transmitting power: 1 W max.
- Data transfer rate up to 424 kbits/s
- Reading distance up to 14 cm (ID ANT100.100)
- 2 pin or U.FL connector option



Antennas for RFID proximity reader

The external antennas ID ANT40/30 and ID ANT100/100 could be used with all supported HF reader modules.

Antennas support systems according to ISO 14443-A/-B and ISO 15693.

Typical applications

- > eTicketing
- > eMobility
- > Closed Loop Payment

ANTENNAS FOR RFID PROXIMITY READER

13.56 MHz antennas for the integration in handhelds, terminals and more

Technical data	ID ANT40/30	ID ANT100/100
Dimensions (w x h x d)	40 mm x 30 mm	100 mm x 100 mm
Interface		
Variant -A	2-pin connector	
Variant -U.FL	U.FL connector	
Operating frequency	13.56 MHz	
Impedance	50 Ω	
Max. transmitting power	1 W	
Max. reading distance	up to 7 cm*	up to 14 cm*
Data transfer rate	up to 424 kbit/s	up to 212 kbit/s
Power supply	unneeded	
Temperature range		
Operation	-25°C up to +70°C	
Storage	-40°C up to +85°C	
Relative air humidity	0% up to 95% (non-condensing)	

* The reading ranges depends on the used transponder.
The ranges are based on an antenna inlay of 76 mm x 45 mm.

Standard conformity


Environment	WEEE-2002/96/EC, RoHS-2002/95/EC
-------------	----------------------------------

Supported products


ID M02.M8-B
ID MRM102-A
ID MRM102-USB
ID CPR74-x

Order descriptions

ID ANT 40/30-A	1967.000.00	Variant with 2-pin connector
ID ANT 40/30-U.FL	3674.000.00	Variant with U.FL connector
ID ANT 100/100-A	1968.000.00	Variant with 2-pin connector
ID ANT 100/100-U.FL	3673.000.00	Variant with U.FL connector



ID ANT40/30-U.FL



ID ANT100/100-U.FL