Media and ribbon are sold separately.
介质和色带均单独出售。
媒體與色帶須另購。
Support papier et ruban vendus séparément.
Medium und Band werden separat verkauft.
Media dan pita dijual terpisah.
Supporto e il nastro sono venduti separatamente.
미디어와 리본은 별도로 판매됩니다.
A mídia de impressão e a fi ta são vendidas separadamente.
Носитель и лента продаются отдельно.
Los medios y la cinta se venden por separado.
Ortam ve şerit ayrı satılır.

To print a test label with the printer, see the user manual.
打印机打印测试标签，请参阅用户手册。
印表機打印測試標籤，請參閱用戶手冊。
Imprimer une étiquette de test avec l'imprimante, voir le manuel utilisateur.
Drucken Sie eine Prüfplakette mit dem Drucker finden Sie in der Bedienungsanleitung.
Untuk mencetak label tes dengan printer, lihat manual user.
Per stampare un'etichetta di prova con la stampante, consultare il manuale utente.
프린터와 테스트 라벨을 인쇄하려면, 사용자 설명서를 참조하십시오.
Para imprimir uma etiqueta de teste com a impressora, consulte o manual do usuário.
Чтобы напечатать тестовую этикетку принтер, см. руководство пользователя.
Para imprimir una etiqueta de prueba con la impresora, consulte el manual del usuario.
Yazıcı ile bir test etiketi yazdırın, kullanım kılavuzu.

To download Windows drivers, label design software, and configuration software for your printer:
如要下载 Windows 驱动程序、标签设计软件、配置软件或固件更新：
若要下載印表機的 Windows 驅動程式，標籤設計軟體和配置軟體:
Pour télécharger les pilotes Windows, le logiciel de conception d'étiquettes et le logiciel de configuration pour votre imprimante:
Herunterladen von Windows-Treibern, Etikettendesign- und Konfigurations-Software:
Untuk mengunduh driver Windows, perangkat lunak desain label, dan perangkat lunak konfigurasi untuk printer Anda:
Per scaricare driver Windows, software di progettazione di etichette e software di configurazione per la stampante:
Windows 드라이버, 라벨 설계 소프트웨어 및 프린터용 구성 소프트웨를 다운로드하려면 다:
Para baixar drivers, software de criação de etiquetas, software de configuração para Windows para a sua impressora:
Для загрузки драйверов Windows, программного обеспечения для разработки этикеток, конфигурационного программного обеспечения для своего принтера:
Para descargar controladores para Windows, software de diseño de etiquetas y software de configuración para la impresora:
Yazıcınız için Windows sürücüleri, etiket tasarımı yazılımı ve yapılandırma yazılımını indirmek için:

Where to Find More Information
有关详细信息
有關詳細信息
Où trouver d'autres détails
Verweise zu weiteren Informationen
Tempat Mencari Informasi Lebih Lanjut
Per ulteriori informazioni
정보를 더 발견하기 위하여 어디에
Onde obter mais informações
Где найти дополнительную информацию
Dónde encontrar más información
Daha Fazla Bilgi Nerede Bulunabilir

sps.honeywell.com

This product is protected by one or more patents. 本产品受到一项或多项专利保护。本產品受到一項或多項專利保護。Ce produit est protege par un brevet ou plus. Dieses Produkt ist durch ein oder mehrere Patente geschutzt. Produk ini dilindungi oleh satu atau lebih paten. Questo prodotto è protetto da uno o più dei seguenti brevetti. 본 제품은 하나 이상의 특허 권에 의해 보호 를 받습니다. Este produto está protegido por uma ou mais patentes. Этот продукт защищен одним или несколькими патентами. Este producto esta protegido por una o varias patentes. Bu ürün bir veya birden fazla patentle korunmaktadır.

www.hsmpats.com

Electrical rating. 额定电压及电流. 電子規定值。Cote électrique. Stromversorgung. Peringkat kelistrikan. Specifiche elettriche. 전기 등급. Especificações eléctricas. Питание. Calificacón eléctrica. Voltaj bilgileri:

24V ⎓ 2.5A

Disclaimer
Honeywell International Inc. ("HII") reserves the right to make changes in specifications and other information contained in this document without prior notice, and the reader should in all cases consult HII to determine whether any such changes have been made. HII makes no representation or warranties regarding the information provided in this publication. HII shall not be liable for technical or editorial errors or omissions contained herein; nor for incidental or consequential damages resulting from the furnishing, performance, or use of this material. HII disclaims all responsibility for the selection and use of software and/or hardware to achieve intended results.
This document contains proprietary information that is protected by copyright. All rights are reserved. No part of this document may be photocopied, reproduced, or translated into another language without the prior written consent of HII.

PC42E-T-ML-QS-01 REV-B 09/23

Honeywell

PC42E-T

DESKTOP PRINTER

QUICK START GUIDE

打印机快速入门指南
印表機快速入門指南
Guide de démarrage de l' imprimante haute performance
Kurzanleitung für Hochleistungsdrucker
Panduan Cepat Printer Berkemampuan Tinggi
Guida rapida per stampante ad alte prestazioni
고성능 프린터 빠른 시작 안내서
Guia de iniciação rápida da impressora de alto desempenho
Краткое руководство по эксплуатации высокопроизводительного принтера
Guía de comienzo rápido para la impresora de alto rendimiento
Yüksek Performanslı Yazıcı Hızlı Başlama Kılavuzu

Copyright © 2023 Honeywell Group of Companies. All rights reserved.

PC42E-T

MEDIA LOADING

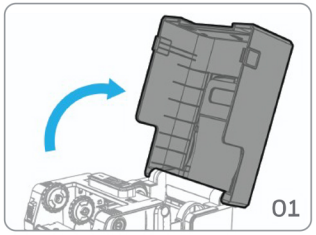

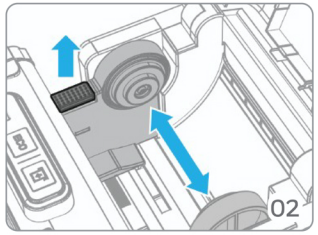

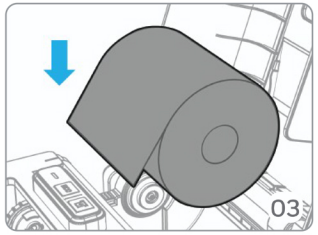

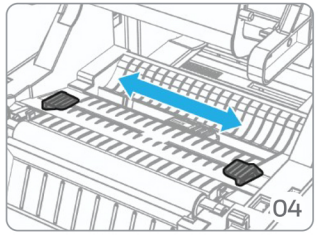

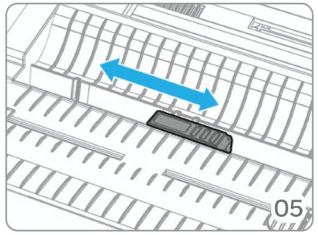

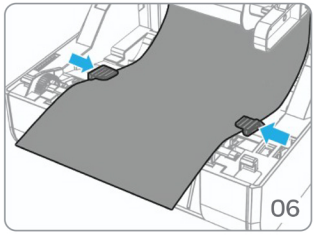

RIBBON LOADING

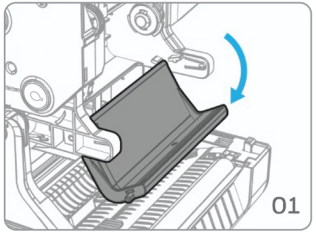

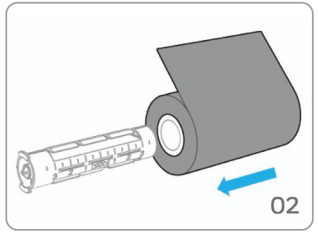

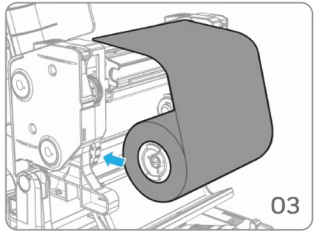

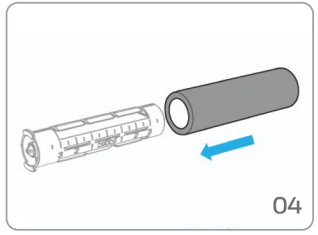

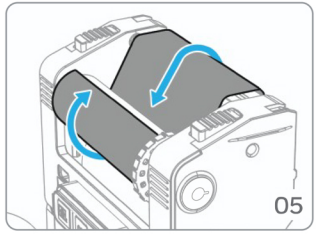

PAUSE/CANCEL PRINTING

ON BATCH JOB MODE:

CLICK FEED BUTTON TO **PAUSE** PRINTING

PRESS AND HOLD FEED BUTTON TO **CANCEL** PRINTING

SENSOR ADJUSTMENT

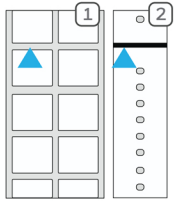

1. MULTIPLE ROW MEDIA 2. WRISTBAND MEDIA



TAG MEDIA

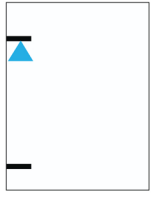

SIDE BLACK MARK MEDIA

atlasRFIDstore
(205) 383-2244
sales@atlasRFIDstore.com
www.atlasRFIDstore.com