



PC43K

Integrated Print/Scan Solution

Quick Start Guide

PC43K-A-EN-QS-01 Rev A
01/20

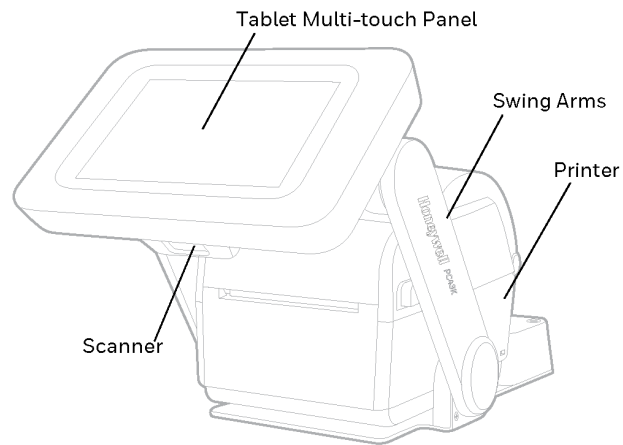
Out of the Box

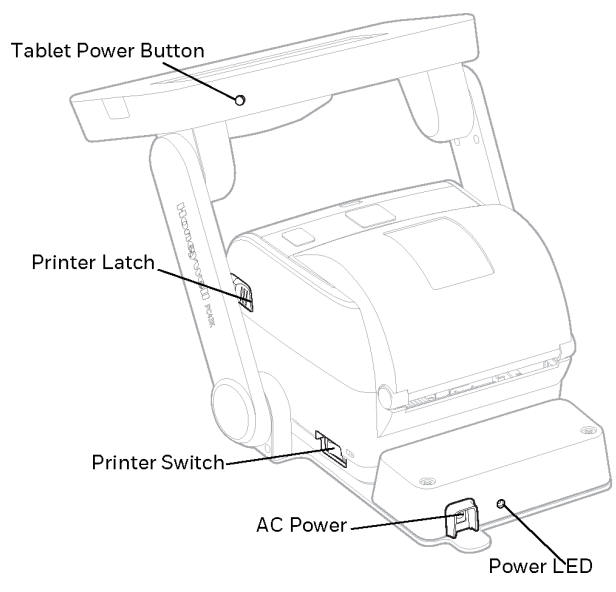
Make sure the shipping box contains these items:

- PC43K
- Power Adapter
- Power Cord
- Regulatory Sheet

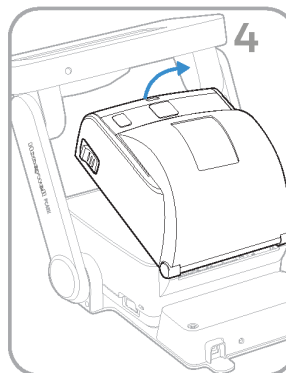
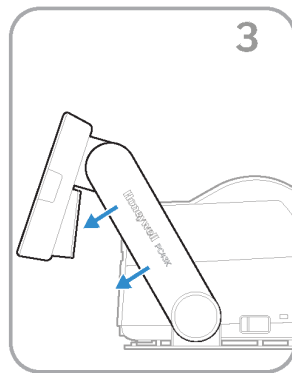
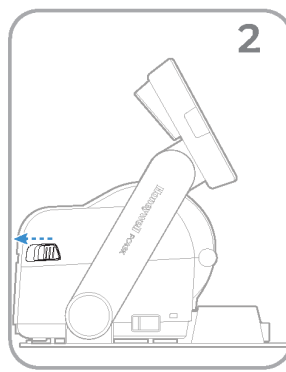
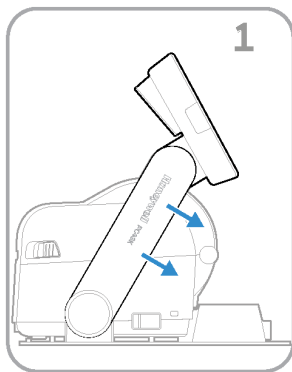
Note: Be sure to keep the original packaging in case you need to return the kiosk.

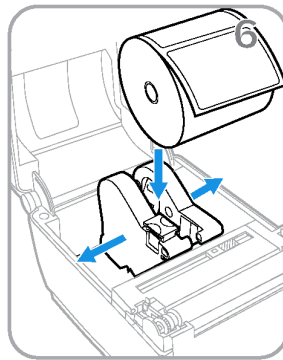
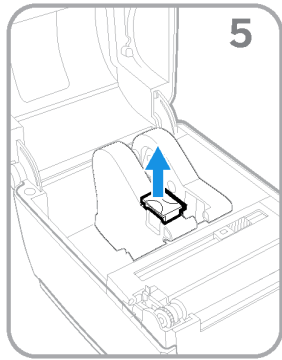
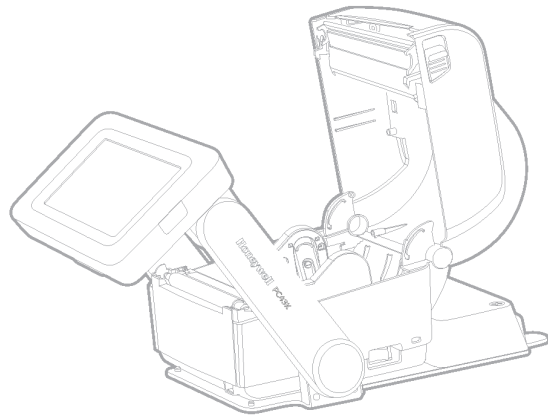
Kiosk Features

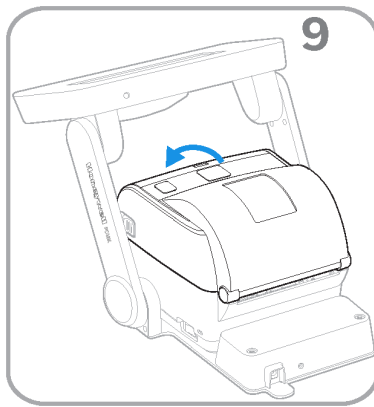
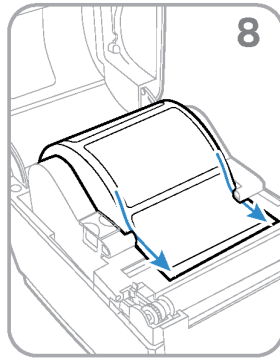
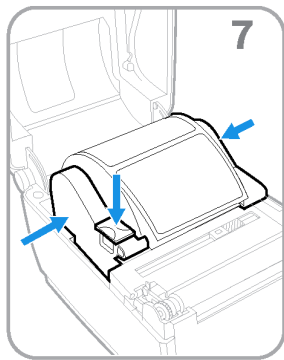




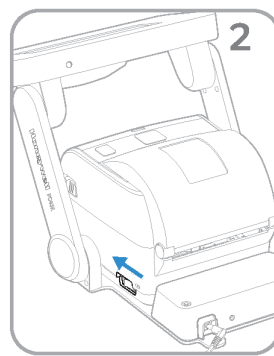
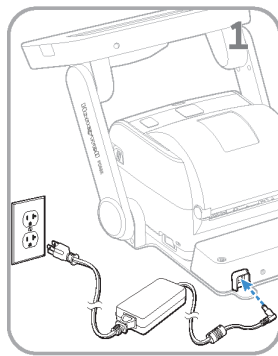
Load Media



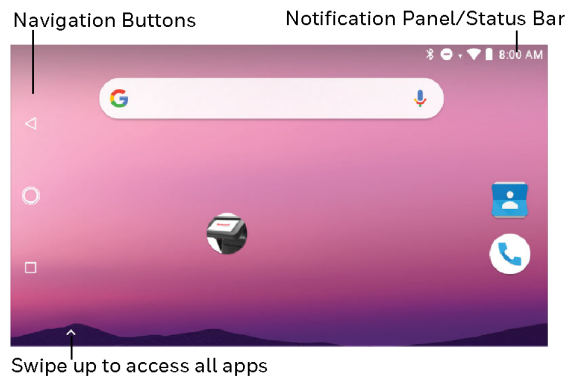







Power On




About the Home Screen



Navigation Buttons

Button	Description	
	Back	Tap to return to previous screen
	Home	Tap to return to Home screen
	Recent Apps	Tap to view and switch between recently accessed applications

Print a Test Label using PC43K-Demo Application

1. Tap **PC43K-Demo**  > **Register at an event** > **I want to Register**.
2. Enter the details and tap **Done**.

The print is generated.

Restart the Tablet

1. Press and hold the tablet power button until the options menu appears.
2. Tap **Restart**.

Power off the Kiosk

To turn off the kiosk,

1. Turn off the AC power.
2. Press and hold the tablet power button until the options menu appears. Tap **Power Off**.

Support

To search our knowledge base for a solution or to log into the Technical Support portal and report a problem, go to www.hsmcontactsupport.com.

Documentation

Product documentation is available at www.honeywellaidc.com.

Limited Warranty

For warranty information, go to www.honeywellaidc.com and click **Resources > Product Warranty**.

Patents

For patent information, see www.hsmpats.com.

Trademarks

Google, Android, Google Play, Google Pay and other marks are trademarks of Google LLC.

Bluetooth trademarks are owned by Bluetooth SIG, Inc., U.S.A. and licensed to Honeywell.

Other product names or marks mentioned in this document may be trademarks of other companies and are the property of their respective owners.

Disclaimer

Honeywell International Inc. (“HII”) reserves the right to make changes in specifications and other information contained in this document without prior notice, and the reader should in all cases consult HII to determine whether any such changes have been made. The information in this publication does not represent a commitment on the part of HII.

HII shall not be liable for technical or editorial errors or omissions contained herein; nor for incidental or consequential damages resulting from the furnishing, performance, or use of this material. HII disclaims all responsibility for the selection and use of software and/or hardware to achieve intended results.

This document contains proprietary information that is protected by copyright. All rights are reserved. No part of this document may be photocopied, reproduced, or translated into another language without the prior written consent of HII.

Copyright © 2020 Honeywell International Inc. All rights reserved.