



WIRELESS  
EDGE LTD.

## MT-120018 MOUNTING KIT FOR FLAT PANEL ANTENNA



### CONSTRUCTION

INSTALLATION METHOD	Pole size $\varnothing 1'' + \varnothing 3''$ or wall
AZIMUTH RESOLUTION STEP	2° on wall
TILT RESOLUTION STEP	2° on pole and wall
WEIGHT	0.86 kg
PAY LOAD	20 kg (max)
MATERIALS	
BRACKETS	AL.AL. LM2-T6 with chemical conversion coating
CLAMPS	AL.AL. LM2-T6 with chemical conversion coating
FASTENERS	Steel zinc plated

[ADD TO COMPARISON](#) | [COMPARE](#)

### ENVIRONMENTAL

TEMPERATURE	-55°C +71°C
VIBRATION	IEC 60721-3-4 4M5 Random
SHOCK MECHANICAL	IEC 60721-3-4 4M5
HUMIDITY	0-100%
ICE LOADING	25 mm Radial
SALT FOG	IEC 68-2-11 Ka, 500h
WIND LOAD (SURVIVAL) FRONT THRUST SIDE THRUST	47 kg (103.4 lbs) 6 kg (13.2 lbs)
INSTALLATION INSTRUCTION DOCUMENT	
RD41136200C RD41136300C	

\*(1) THIS REFLECTS SURVIVAL WIND SPEED OF 220 Km/H AND OPERATION WIND SPEED OF 160 km/h .

(2) FOR ANTENNA OF 450×450 mm THIS WIND LOAD (SURVIVAL) IS:

FRONT THRUST: 56 Kg

SIDE THRUST : 5 Kg

AT WIND SPEED ABOVE 188 km/h SOME ANT. ADJUSTMENT WIL BE REQUIRED.

\*\* FOR POLES FROM 3"-4" USE BANDS MTI P/N – HO40672205M QTY-2.

THIS BANDS ARE NOT INCLUDED IT THE KIT.

### WAIVER!

While the information contained in this document has been carefully compiled to the best of our present knowledge, it is not intended as presentation or warranty of any kind on our part regarding the fitness of the products concerned for any particular use

or purpose and neither shall any statement contained herein be construed as a recommendation to infringe any industrial property rights or as a license to use any such rights. The fitness of each product for any particular purpose must be checked beforehand with our specialists.

THIS DOCUMENT AND THE INFORMATION CONTAINED IN IT ARE PROPRIETARY AND CONFIDENTIAL TO M.T.I. NO PERSON IS ALLOWED TO COPY, REPRINT, REPRODUCE OR PUBLISH ANY PART OF THIS DOCUMENT, NOR DISCLOSE ITS CONTENTS TO OTHERS, NOR MAKE ANY USE OF IT, NOR ALLOW OR ASSIST OTHERS TO MAKE ANY USE OF IT - UNLESS BY THE PRIOR WRITTEN EXPRESS AUTHORIZATION OF M.T.I. AND THEN ONLY TO EXTENT AUTHORIZED. (C) COPYRIGHT - M.T.I. WIRELESS EDGE LTD.

# SHEET REVISION STATUS

5	4	3	2	1	SHEET NO
	D	D	D		LATEST REV

POLE  
 $\phi 1 \frac{3}{4}$ " -  $\phi 3$

REV	ECO	DESCRIPTION	APVD	DATE
A	CT39	RELEASED	Yael H.	30.7.02
B	00183	הוספת שיניים לחלק	Yael H.	31.8.03
C	00498	סגירה עם מפתח אחד	Yael H.	8.3.04
D	00667	הוספת חיזוקים	Yael H.	24.10.04

WASHERS AND NUTS M5  
4PL.

100

ANTENNA

66

CONNECTOR N-TYPE  
FEMALE

SECTION A-A

A

A

99

STUDS M5  
4PL.

SCREW, WASHERS  
AND NUT M8

DETAIL B  
SCALE 1 : 2

SCREW, WASHERS  
AND NUT M8

UNLESS OTHERWISE SPECIFIED

DIMENSIONS ARE IN mm  
PER ANSI Y14.5M-1982

TOLERANCE

LINEAR	ANGULAR
$\pm 0.2$	$\pm /$



SURFACE TEXTURE IN MICRO IN QA

CONTRACT TO

DWG	Yael	Yael	28.7.02
CHKD	GILLER	H.G	28.7.02
DSGN	ROSTMY	M.R	29.7.02
PROJ	ROSTMY	M.R	29.7.02
MFG			
	MOTOVICH	MOTI	29.7.02



WIRELESS EDGE LTD.

TITLE POLE/WALL MOUNTING KIT  
MT-120018 WITH ANTENNA ICD

SIZE  
A3

DWG NO RD41136200C

SCALE- 1:3

SHEET 1 OF 3

MT-120018

NEXT ASSY

THIS DOCUMENT AND THE INFORMATION CONTAINED IN IT ARE PROPRIETARY AND CONFIDENTIAL TO M.T.I. NO PERSON IS ALLOWED TO COPY, REPRINT, REPRODUCE OR PUBLISH ANY PART OF THIS DOCUMENT, NOR DISCLOSE ITS CONTENTS TO OTHERS, NOR MAKE ANY USE OF IT, NOR ALLOW OR ASSIST OTHERS TO MAKE ANY USE OF IT - UNLESS BY THE PRIOR WRITTEN EXPRESS AUTHORIZATION OF M.T.I. AND THEN ONLY TO THE EXTENT AUTHORIZED. (C) COPYRIGHT - M.T.I. TECHNOLOGY AND ENGINEERING (1993) LTD.

POLE

ANTENNA

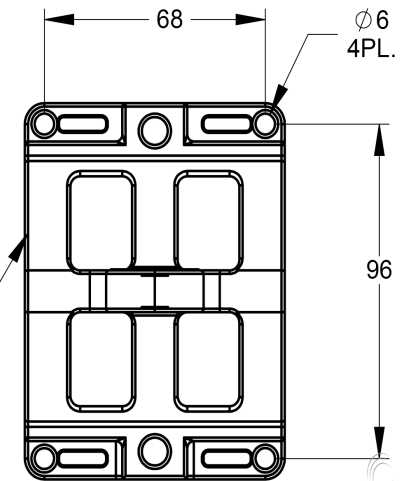
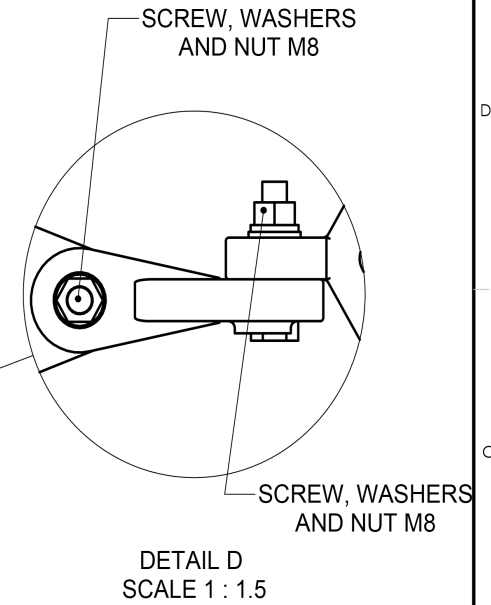
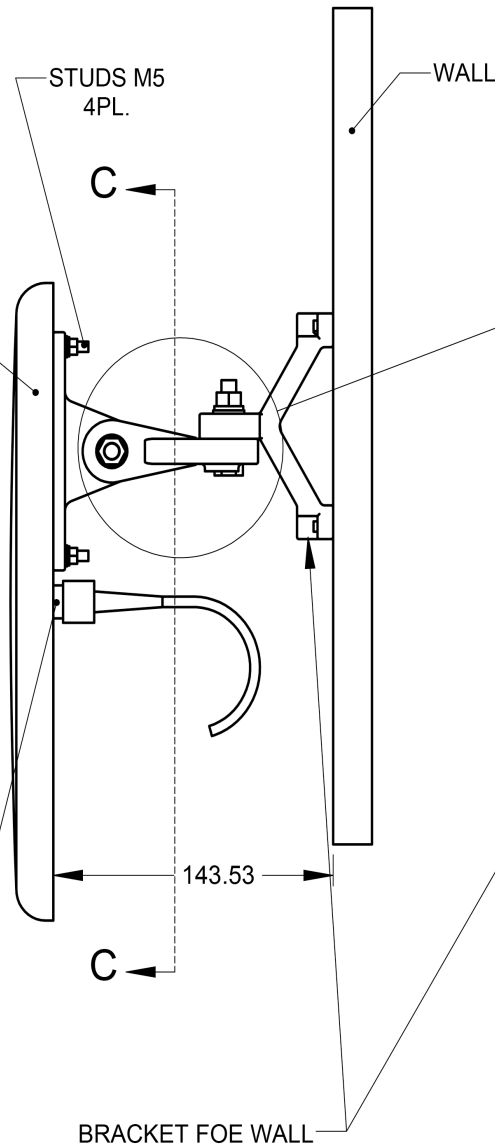
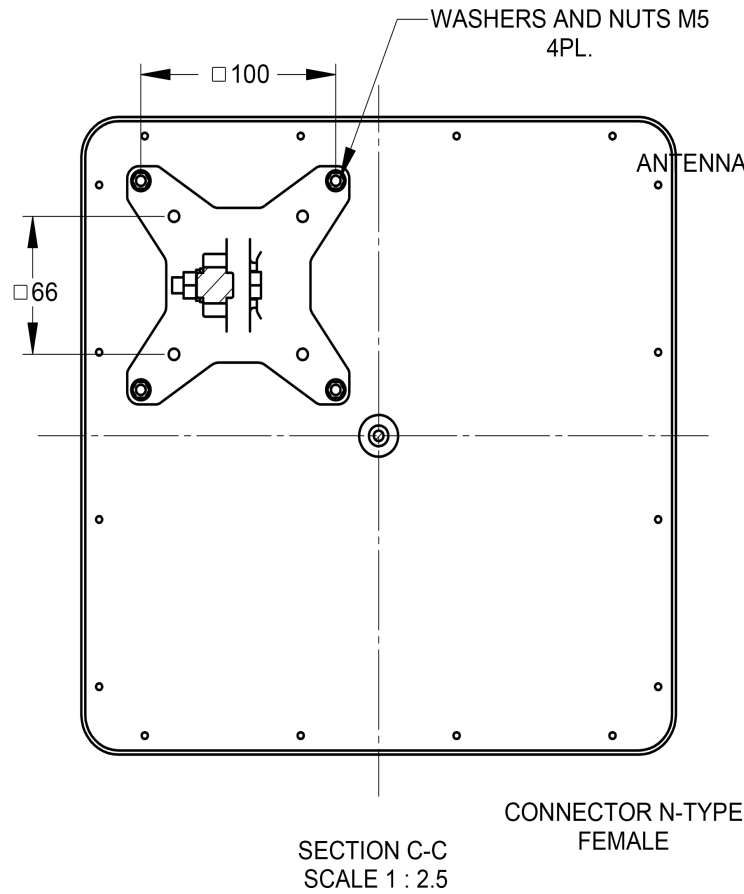
ANTENNA

For pole 1 3/4"-3"

For pole 1"-1 3/4"

SIZE B	DWG NO RD41136200C	REV C
SCALE 1/3	SHEET 2 OF 3	

THIS DOCUMENT AND THE INFORMATION CONTAINED IN IT ARE PROPRIETARY AND CONFIDENTIAL TO M.T.I. NO PERSON IS ALLOWED TO COPY, REPRINT, REPRODUCE OR PUBLISH ANY PART OF THIS DOCUMENT, NOR DISCLOSE ITS CONTENTS TO OTHERS, NOR MAKE ANY USE OF IT, NOR ALLOW OR ASSIST OTHERS TO MAKE ANY USE OF IT - UNLESS BY THE PRIOR WRITTEN EXPRESS AUTHORIZATION OF M.T.I. AND THEN ONLY TO THE EXTENT AUTHORIZED. (C) COPYRIGHT - M.T.I. TECHNOLOGY AND ENGINEERING (1993) LTD.



atlasRFIDstore.com  
1.888.238.1155 • Inside USA  
1.205.383.2244 • Outside USA  
info@atlasRFIDstore.com • www.atlasRFIDstore.com

SIZE B	DWG NO RD41136200C	REV C
SCALE 1/3	SHEET 3 OF 3	