



METAL SKIN MERCURY

Technical Specifications

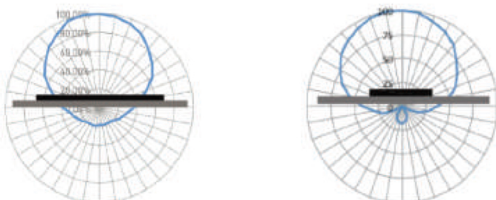
- **RF protocol** 150/IEC 18000-6C (EPC Gen2)
- **Frequency** 902-928 MHz (US);
865-868 MHz (EU)

NXP:

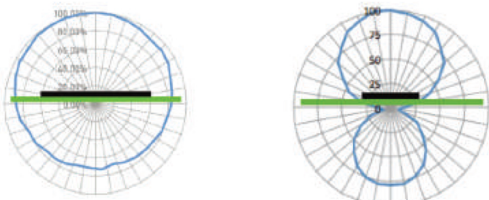
- IC type (chip)¹ NXP UCODE 9
- Chip memory² 96 bits EPC, 96 bits TID
- Read range on metal³ Up to 26.25 ft (8 m)
- Read range off metal³ Up to 19.69 ft (6 m)

- **Polarization** Linear
- **Radiation pattern**

On metal-Horizontal / Vertical



Off metal-Horizontal / Vertical



Key Features

- + **Flexible label:** for curved surfaces
- + **Multi-surface:** on metal or on liquid
- + **8 m read range:** read from a distance
- + **Printable:** human and computer-readable
- + **IP68 rating:** waterproof

Applications

- **Global supply chain**
- **Logistics**
- **Datacenter servers**
- **E-commerce**

Environmental Specifications

Temperatures



- Operational -40°C to +85°C
- Survival -40°C to +85°C

- IP rating IP68
- Storage Humidity 50 ± 15%RH
- Compression strength 92 psi (634 kPa)
- Vibration MIL-STD-810G
- Printer compatibility SATO CL4NX, Zebra ZT410 Silverline, Postek TX3r, etc.
- Warranty 1 year

¹ The chip data retention is up to 50 years, based on chip operating under general environment conditions.

² EPC can be re-programmed or permanently locked, can not be password protected. TID is locked and unique at the point of manufacturing.

³ Actual read range may vary based upon use case and antenna power.

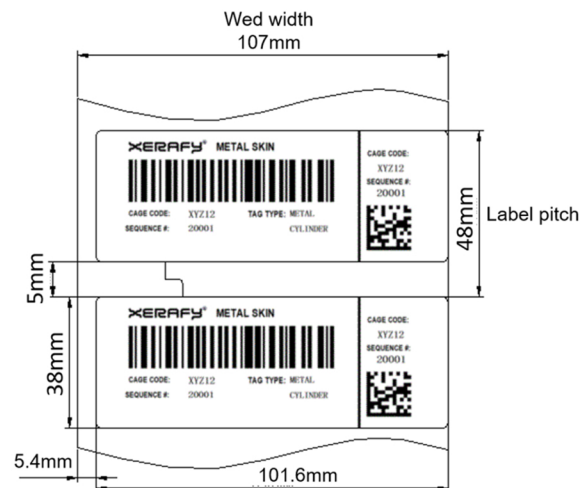
Physical Specifications

- Material White thermal transfer face stock

NXP:

- Dimensions (in)¹ 4 x 1.50 x 0.04
- Dimensions (mm)¹ 101.60 x 38 x 1
- Packaging 300pcs/roll
- Weight (roll) 1.98 lbs (0.90 kg)

NXP:



Mounting Systems

- Industrial adhesive

Installation Instructions

1. Clean the surface using Isopropyl alcohol, alcohol pad or equivalent solvent to ensure surface is free from dirt, dust, oil and misc, debris that may affect adhesion.
2. Handle the label by edges, peel release liner from back ensuring not to touch the adhesive.
3. Place the label in desired tagging location and firmly apply even pressure to the label for 5 seconds.
4. Do not disturb the newly mounted label for at least 15 minutes to ensure proper adhesive seating.

¹ Tolerance: +/- 0.004; +/- 0.100

Industry Compliance



Order Information

NXP

METAL SKIN Mercury US: X51A0-US100-U9

METAL SKIN Mercury EU: X51A0-EU100-U9

Customization Options

Encoding

Printing

The information provided by Xerafy Singapore Pte. Ltd. is for general information purposes only. All information on the datasheet is provided in good faith. However we make no representation or warranty of any kind, express or implied, regarding the accuracy, adequacy, validity, reliability, availability, or completeness of any information on the datasheet..

Under no circumstance shall we have any liability to you for any loss or damage of any kind incurred as a result of the use of the product or reliance on any information provided on the datasheet. Your use of the product and your reliance on any information on the datasheet is solely at your own risk.

