



METAL SKIN PLATINUM

Technical Specifications

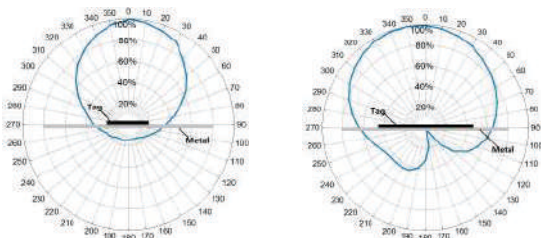
- **RF protocol** EPC global Class 1 Gen 2
- **Frequency** 902-928 MHz (US);
865-868 MHz (EU)

Impinj:

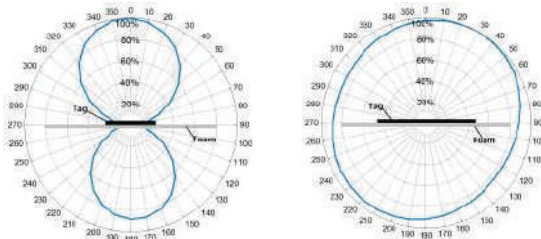
- **IC type (chip)** Impinj Monza R6-P
- **Chip memory** 128 bits EPC; 48 bits unique TID; 32 bits user memory
- **Read range on metal** Up to 16.40 ft (5 m)
- **Read range off metal** Up to 6.56 ft (2 m)

- **Polarization** Linear
- **Radiation pattern**

On metal-Horizontal / Vertical



Off metal-Horizontal / Vertical



Key Features

- + **Flexible label:** for curved surfaces
- + **Multi-surface:** for on/off metal asset
- + **Printable:** human and computer-readable
- + **IP68 rating:** waterproof

Applications

- **Industrial supply chain**
- **RTI management**
- **Warehouse automation**
- **Automated inventory**

Environmental Specifications

Temperatures



- Operational -40°C to +85°C
- Survival -40°C to +85°C

- **IP rating** IP68
- **Compression strength** 14 psi (97 kPa)
- **Printer compatibility** SATO CL4NX, Zebra ZT410 Silverline, Postek TX3r, etc.
- **Vibration** MIL-STD-810G
- **Warranty** 1 year

¹ The chip data retention is up to 50 years, based on chip operating under general environment conditions.

² EPC can be re-programmed or permanently locked, can not be password protected. TID is locked and unique at the point of manufacturing.

³ Actual read range may vary based upon use case and antenna power.

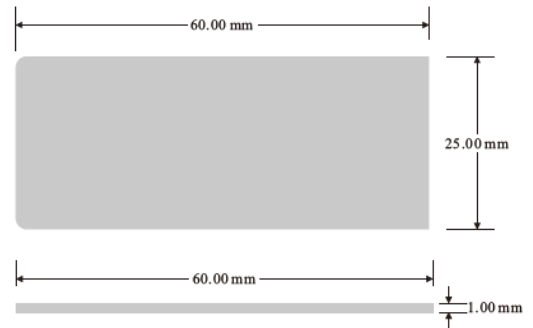
Physical Specifications

- **Material** White thermal transfer face stock

Impinj:

- Dimensions (in)¹ 2.36 x 0.98 x 0.04
- Dimensions (mm)² 60 x 25 x 1
- Packaging 500pcs/roll
- Weight (roll) 1.76 lbs (0.80 kg)

Impinj:



Mounting Systems

- Industrial adhesive

Installation Instructions

1. Clean the surface using Isopropyl alcohol, alcohol pad or equivalent solvent to ensure surface is free from dirt, dust, oil and misc, debris that may affect adhesion.
2. Handle the label by edges, peel release liner from back ensuring not to touch the adhesive.
3. Place the label in desired location and firmly apply even pressure to the label for 5 seconds.
4. Do not disturb the newly mounted label for at least 15 minutes to ensure proper adhesive seating.

¹ Tolerance: +/- 0.02; +/- 0.50

² Tolerance: H=0.04(+/- 0.004); H=1(+/- 0.100)

Industry Compliance



Order Information

Impinj

METAL SKIN Platinum US: X6025-US011-R6P

METAL SKIN Platinum EU: X6025-EU011-R6P

Customization Options

Encoding

Printing

The information provided by Xerafy Singapore Pte. Ltd. is for general information purposes only. All information on the datasheet is provided in good faith. However we make no representation or warranty of any kind, express or implied, regarding the accuracy, adequacy, validity, reliability, availability, or completeness of any information on the datasheet.

Under no circumstance shall we have any liability to you for any loss or damage of any kind incurred as a result of the use of the product or reliance on any information provided on the datasheet. Your use of the product and your reliance on any information on the datasheet is solely at your own risk.

